

## PLUS - Static Preparation 1200 mm Sink Unit for Dishwasher with 1 Bowl - Left Drain

ITEM # \_\_\_\_\_

MODEL # \_\_\_\_\_

NAME # \_\_\_\_\_

SIS # \_\_\_\_\_

AIA # \_\_\_\_\_


**134124 (GLRISSPE)**

 Sink Unit for Dishwasher with  
1 bowl (500x400x250mm)  
and left-hand drainer,  
1200mm

### Short Form Specification

Item No. \_\_\_\_\_

Enhanced stability and solid construction thanks to the welded frame and legs. The 50mm high worktop in 304 AISI stainless steel, with Scotch Brite finishing 10/10 mm in thickness, has anti-drip edges, welded corners and overflow rim along the top. Welded and polish sink bowl in 304 AISI stainless steel supplied with overflow pipe and 2" drain hole. Upstand h=100mm with 10mm radius corner covered on the back with AISI 304 stainless steel spot welded profile. Square section legs and height adjustable feet (-20 +30 mm) in 304 AISI stainless steel.

### Main Features

- Product range suitable for international tenders requirements for intense usage installations.
- Enhanced stability and solid construction. Stability, loading and stress tests by external certified body.

### Construction

- Constructed entirely in 304 AISI stainless steel.
- Welded frame and legs.
- Worktop with 50mm high profile, is in stainless steel Scotch Brite finishing, 10/10 in thickness with anti-drip edges and welded corners and overflow rim along the top.
- Sink bowl is sound-deadened, in polish stainless steel overflow pipe and 2" drain hole.
- Drainers are sound-deadened with stainless steel reinforcement bars.
- Upstand back completely covered with Stainless Steel welded profile.
- Square section legs (40x40mm, 10/10 in thickness) and height-adjustable feet (-20/+30mm).
- Accessories:-set of castors as alternative to the feet, can be fitted as optional.

### Optional Accessories

- Double plastic drain syphon 2 PNC 850022 ☐  
" for sinks
- Single plastic drain syphon 2 PNC 895313 ☐  
" for Sinks

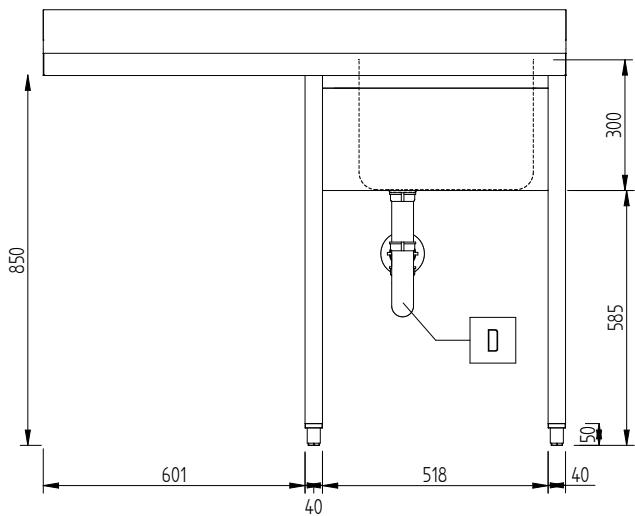
APPROVAL: \_\_\_\_\_

## PLUS - Static Preparation 1200 mm Sink Unit for Dishwasher with 1 Bowl - Left Drain

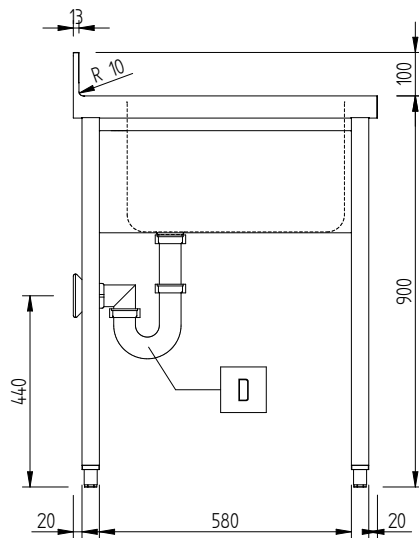
### Key Information:

External dimensions, Width:	1200 mm
134124 (GLRISSPE)	
External dimensions, Depth:	700 mm
External dimensions, Height:	1000 mm
Upstand Dimensions, Height:	100 mm
Upstand Dimensions, Depth:	13 mm
Upstand Dimensions, Radius:	R=10
Bowls number	1
Bowl dimensions	400X500XH250
Worktop thickness:	50 mm
Net weight:	30 kg

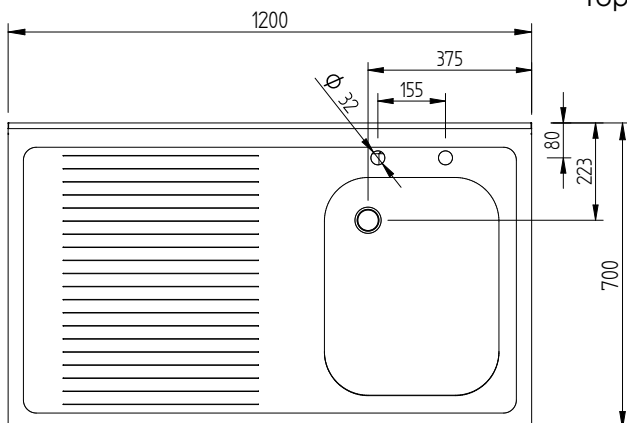
Front



Side



Top



PLUS - Static Preparation  
1200 mm Sink Unit for Dishwasher with 1 Bowl - Left Drain

The company reserves the right to make modifications to the products without prior notice. All information correct at time of printing.